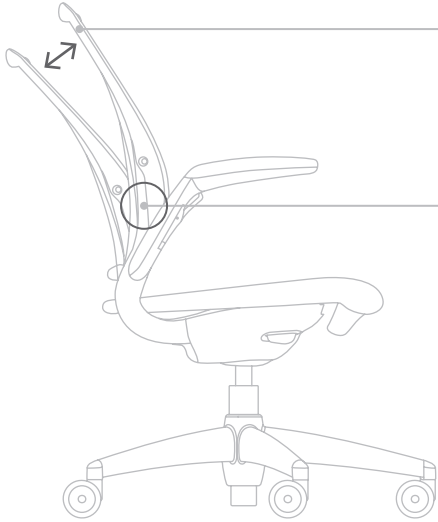


How to Adjust Your World Chair

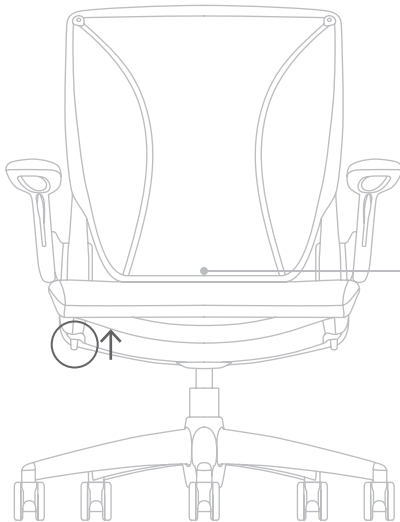


Recline Tension

The Diffrient World chair features automatic recline tension that adjusts to your body weight. To make it work, all you have to do is sit.

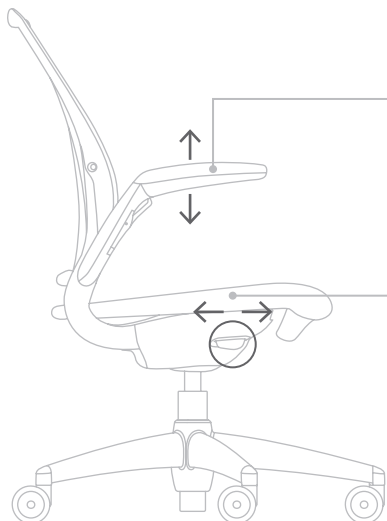
Backrest/Lumbar Support

The Diffrient World chair's Form-Sensing Mesh Technology provides perfect support while automatically adjusting itself to your unique shape. To properly fit the backrest/lumbar support to your body, simply sit back and let Diffrient World do the rest.



Seat Height

Depress the button under the right side of the seat frame. Position the chair to a comfortable height, with your thighs parallel to the floor and your feet fully supported by the floor or a footrest. Release the button.



Adjustable Arms (optional feature)

Squeeze the trigger on the underside of each armrest. Reposition to the desired height and release.

Seat Depth

Depress the button under the left side of the seat frame. Slide the seat to a position that when your back is against the backrest there are 2-4 inches of clearance between the front of the seat and the backs of your knees. Release the button.